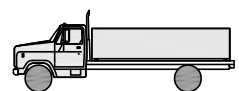


# SA - MASS LIMITS - VARIOUS VEHICLES (VITERRA use only)


If the combination is NOT shown, the driver MUST provide proof of legal G.V.M

### HOW TO READ THE CHART

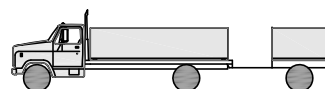
**L** = Operating under General Mass Limit  
**G** = Operating under Gazette Mass Limit  
**C** = Operating under NHVAS Concessional Mass Limit  
**H** = Operating under NHVAS Higher Mass Limit  
**P** = Operating under Permit  
**"L1: Configuration Code, 15.0 = Gross weight, (6.0 + 9.0) = Group axle weights"**  
**S** = Dog trailer using single tyres  
**E** = Vehicles allowed additional tonnage:  
 1. 0.5 tonne if they are operating under 6.5 tonne Steer Axle Gazette or 0.7 tonne on Road Train combinations with super single tyres.  
 2. As nominated on PBS/Permit Level held by truck.



**L1: 15.0** (6.0 + 9.0)



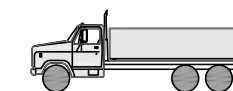
**L2: 19.0** (10.0 + 9.0)



**L4: 23.5** (6.0 + 9.0 + 8.5)  
**G11: 24.0** (6.0 + 9.0 + 9.0)



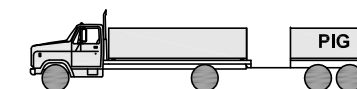
**L7S: 27.0** (6.0 + 9.0 + 12.0)  
**L7: 30.0** (6.0 + 9.0 + 15.0)



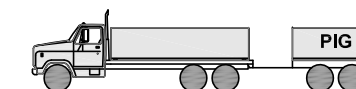
**L3: 22.5** (6.0 + 16.5)  
**H1: 23.0** (6.0 + 17.0)



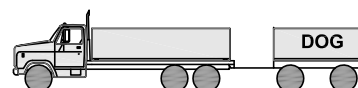
**L6: 26.5** (10.0 + 16.5)  
**H2: 28.0** (11.0 + 17.0)



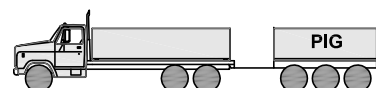
**L8: 30.0** (6.0 + 9.0 + 15.0)



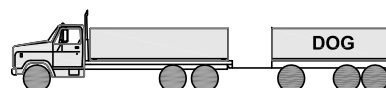
**L10: 37.5** (6.0 + 16.5 + 15.0)  
**G21: 39.0** (6.0 + 16.5 + 16.5)



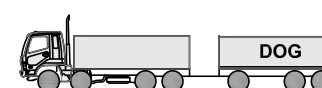
**L12: 40.5** (6.0 + 16.5 + 9.0 + 9.0)  
**C12: 41.0** (6.0 + 17.0 + 9.0 + 9.0)  
**C12E: 41.5** (C12 + 0.5)



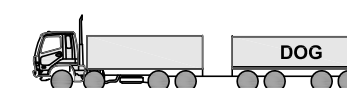
**L13: 40.5** (6.0 + 16.5 + 18.0)



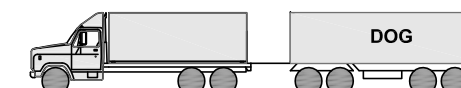
**L14: 42.5** (6.0 + 16.5 + 20.0)  
**L14E: 43.0** (L14 + 0.5)



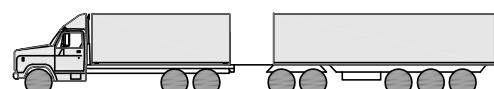
**G32: 45.0** Full Air Suspension



**G34: 50.0** Twin Steer, Full Air Suspension



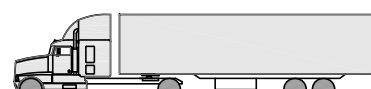
**L16: 42.5** (6.0 + 16.5 + 20.0)  
**G33: 49.5** (6.0 + 16.5 + 13.5 + 13.5)  
**G33E: 50.0** (G33 + 0.5)  
**G35: 55.5** (6.0 + 16.5 + 16.5 + 16.5)  
**G35E: 56.0** (G35 + 0.5)  
**P8: 54.0** (Max By Permit)  
**P12: 50.5** (PBS Level 1)  
**P12E: 54.5** (PBS Level 2)



**G42: 59.0** (6.0 + 16.5 + 16.5 + 20.0)  
**G42E: 59.5** (G42 + 0.5)  
**P7: 63.0** (Max By Permit)



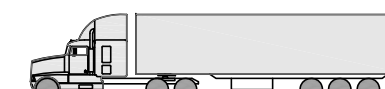
**L5: 24.0** (6.0 + 9.0 + 9.0)



**L9: 31.5** (6.0 + 9.0 + 16.5)



**L11: 39.0** (6.0 + 16.5 + 16.5)  
**L11E: 39.5** (L11 + 0.5)  
**C3: 40.0** (GML + 1.0)  
**C3E: 40.5** (C3 + 0.5)  
**H3: 40.0** (6.0 + 17.0 + 17.0)  
**H3E: 40.5** (H3 + 0.5)



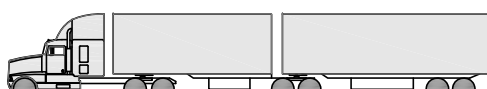
**L15: 42.5** (6.0 + 16.5 + 20.0)  
**L15E: 43.0** (L15 + 0.5)  
**C4: 43.5** (GML + 1.0)  
**C4E: 44.0** (C4 + 0.5)  
**H4: 45.5** (6.0 + 17.0 + 22.5)  
**H4E: 46.0** (H4 + 0.5)



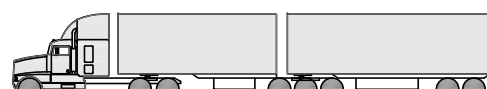
**P2: 63.5** (Max By Permit)



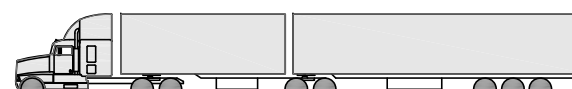
**P3: 63.5** (Max By Permit)



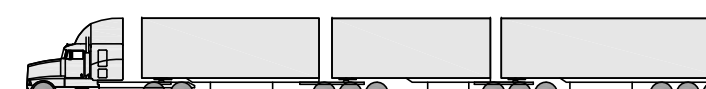
**G52: 55.5** (6.0 + 16.5 + 16.5 + 16.5)  
**G52E: 56.0** (G52 + 0.5)  
**C5: 57.0** (GML + 1.5)  
**C5E: 57.5** (C5 + 0.5)  
**H5: 57.0** (6.0 + 17.0 + 17.0 + 17.0)  
**H5E: 57.5** (H5 + 0.5)



**G54: 59.0** (6.0 + 16.5 + 20.0 + 16.5)  
**G54E: 59.5** (G54 + 0.5)  
**C6: 61.0** (GML + 2.0)  
**C6E: 61.5** (C6 + 0.5)  
**H6: 62.5** (6.0 + 17.0 + 22.5 + 17.0)  
**H6E: 63.0** (H6 + 0.5)



**G53: 59.0** (6.0 + 16.5 + 16.5 + 20.0)  
**G53E: 59.5** (G53 + 0.5)  
**C7: 61.0** (GML + 2.0)  
**C7E: 61.5** (C7 + 0.5)  
**H7: 62.5** (6.0 + 17.0 + 17.0 + 22.5)  
**H7E: 63.0** (H7 + 0.5)



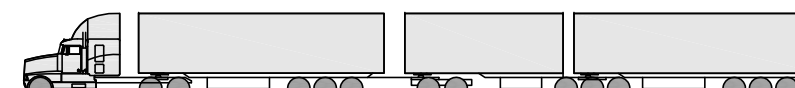
**G62: 82.5** (6.0 + 16.5 + 20.0 + 20.0 + 20.0)  
**G62E: 83.0** (G62 + 0.5)  
**C11: 84.5** (6.0 + 17.0 + 21.0 + 21.0 + 21.0)  
**C11E: 85.0** (C11 + 0.5)  
**P20: 91.20** (PBS Level 3A)



**G61: 79.0** (6.0 + 16.5 + 20.0 + 16.5 + 20.0)  
**G61E: 79.7** (G61 + 0.7)  
**C9: 81.0** (GML + 2.0)  
**C9E: 81.7** (C9 + 0.7)  
**H9: 85.0** (6.0 + 17.0 + 22.5 + 17.0 + 22.5)  
**H9E: 85.7** (H9 + 0.7)



**C10: 85.5** (6.0 + 16.5 + 21.0 + 21.0 + 21.0)  
**C10E: 86.2** (6.7 + 16.5 + 21.0 + 21.0 + 21.0)  
**H10: 90.5** (6.0 + 17.0 + 22.5 + 22.5 + 22.5)  
**H10E: 91.2** (6.7 + 17.0 + 22.5 + 22.5 + 22.5)  
**P10: 89.5** (Max By Permit)



**P19: 99.0** (Max By Permit)  
**P21: 101.0** (Max By Permit)  
**P21E: 101.5** (Max By Permit)  
**P22: 105.4** (Max By Permit)



Trucks loading to Concessional / Higher Mass (GH, C & H) must be in the appropriate scheme and should display this sticker on truck. Truck & dog combinations running Gazette Mass (G codes) must also be in Maintenance Management.